


LF 'FIXED WHEELED' MOVING SKATES



LF-1




Load moving skates and systems with fixed wheels Capacities: 1000 - 6000kg

The components of the load moving skates can be universally combined and are ideal for transport of medium, heavy loads of all kinds. The components can be used individually or adapted into a load moving system.

Features and benefits include:


- Units are maintenance-free.
- Solid forged steel construction.
- Anti-slip rubber lining.
- Abrasion-resistant nylon wheels.
- Models LF-2.5 and above are provided with two enclosed ball bearings per wheel.



LF-2



LF-2.5



LF-3



LF-6




Model	Article number	Capacity kg	Wheels	Number of wheels	Wheel dia. x width mm	Dimension L x W x H mm	Weight kg	Price £
LF-1	13600006	1000	fixed	4	100 x 35	400 x 228 x 120	7.0	£44
LF-2	13600007	2000	fixed	8	100 x 35	400 x 228 x 120	8.0	£65
LF-2.5	13600008	2500	fixed	2	85 x 90	275 x 120 x 100	4.0	£48
LF-3	13600009	3000	fixed	4	85 x 85	400 x 228 x 100	9.5	£74
LF-6	13600010	6000	fixed	6	85 x 85	415 x 210 x 100	12.0	£100

LFL 'STEERABLE' MOVING SKATES



LFL-1-2



LFL-2-4

Load moving skates and systems with steerable wheels Capacity: 1000kg

The components of the load moving skates can be universally combined and are ideal for transport of medium, heavy loads of all kinds. The components can be used individually or adapted into a load moving system.

Features and benefits include:

- Units are maintenance-free.
- Solid forged steel construction.
- Anti-slip rubber lining.
- Abrasion-resistant nylon wheels.
- Models LFL-1-2 uses two steerable and two fixed wheels.
- Model LFL-1-4 uses four steerable wheels.

Model	Article number	Capacity kg	Wheels	Number of wheels	Swivel wheel dia. x width mm	Fixed wheel dia. x width mm	Dimensions L x W x H mm	Weight kg	Price £
LFL-1-2	13600011	1000	2 x fixed, 2 x steerable	4	75 x 46	100 x 35	430 x 340 x 120	7.0	£109
LFL-2-4	13600012	1000	4 x steerable	4	75 x 46	100 x 35	430 x 340 x 120	8.0	£165