


# Crosby® Forged Swivels

## Forged Swivels

- Hot dip Galvanized
- Quenched & Tempered
- Crosby products meet or exceed all requirements of ASME B30.26 including identification, ductility, design factor, proof load and temperature requirements. Importantly, Crosby products meet other critical performance requirements, including fatigue life, impact properties and material traceability, not addressed by ASME B30.26.

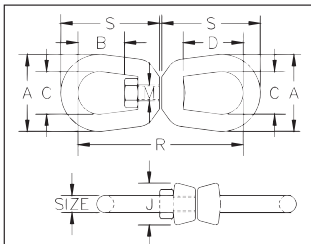
 402 and 403 swivels are positioning devices and are not intended to rotate under load. For load swivels see pages 136-140. Use in corrosive environment requires shank and nut inspection in accordance with ASME B30.10-1.10.4(b)(5)(c).



13 - 32mm size



38mm size

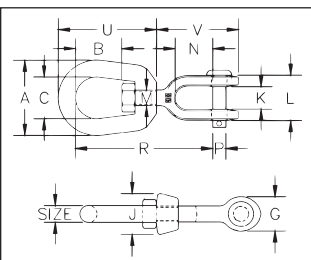


## G-402 Regular Swivels

Meets the performance requirements of Federal Specification RR-271G, Type VII, Class 2, except for those provisions required of the contractor. For more information, see page 452.

Size (mm)	G-402 Stock No.	Working Load Limit (t)*	Weight Each (kg)	Dimensions (mm)							
				A	B	C	D	J	M	R	S
13	1016073	1.63	.60	63.5	33.3	38.1	51.0	33.3	16.0	138	81.0
16	1016091	2.36	1.13	76.0	39.5	44.5	60.5	38.1	19.1	167	98.5
19	1016117	3.27	1.82	89.0	44.5	51.0	67.0	47.8	22.4	183	109
22	1016135	4.54	2.83	102	52.0	57.0	77.5	54.0	25.4	213	127
25	1016153	5.67	4.06	114	58.5	63.5	89.0	60.5	28.7	245	146
32	1016199	8.16	7.42	143	68.5	79.5	93.5	76.0	38.1	291	172
38	1016215	20.5	20.8	180	98.5	104	98.5	95.2	57.0	424	252

\*Ultimate Load is 5 times the Working Load Limit. + Manufactured with two 38mm bails connected by a stud with a nut on each side.



## G-403 Jaw End Swivels

Meets the performance requirements of Federal Specification RR-271G, Type VII, Class 3, except for those provisions required of the contractor. For more information, see page 452.

Size (mm)	G-403 Stock No.	Working Load Limit (t)*	Weight Each (kg)	Dimensions (mm)												
				A	B	C	G	J	K	L	M	N	P	R	U	V
6	1016395	.39	.10	31.8	17.5	19.1	17.5	17.5	11.9	26.2	7.85	22.4	6.35	67.0	42.9	42.9
8	1016411	.57	.15	41.4	20.6	25.4	20.6	20.6	12.7	28.7	9.65	22.4	7.85	74.5	52.0	46.0
10	1016439	1.02	.30	51.0	23.9	31.8	25.4	25.4	16.0	35.8	12.7	26.9	9.65	92.0	63.5	57.0
13	1016457	1.63	.61	63.5	33.3	38.1	33.3	33.3	19.1	44.5	16.0	33.3	12.7	114	81.0	73.0
16	1016475	2.36	1.12	76.0	39.5	44.5	41.4	38.1	23.9	52.0	19.1	38.1	16.0	135	98.5	87.5
19	1016493	3.27	1.76	89.0	44.5	51.0	47.8	47.8	28.7	64.5	22.4	44.5	19.1	154	109	102
22	1016518	4.54	2.66	102	52.0	57.0	54.0	54.0	34.0	70.9	25.4	52.0	22.4	178	127	115
25	1016536	5.67	4.46	114	58.5	63.5	67.0	60.5	44.5	94.5	28.7	71.5	28.7	217	146	151
32	1016572	8.16	7.14	145	68.5	79.5	79.5	76.0	52.0	109	41.4	71.5	35.1	248	179	162
38+	1016590	20.5	24.8	178	98.5	102	143	102	73.0	152	57.0	113	57.0	362	254	275

\*Ultimate Load is 5 times the Working Load Limit.

Hooks & Swivels